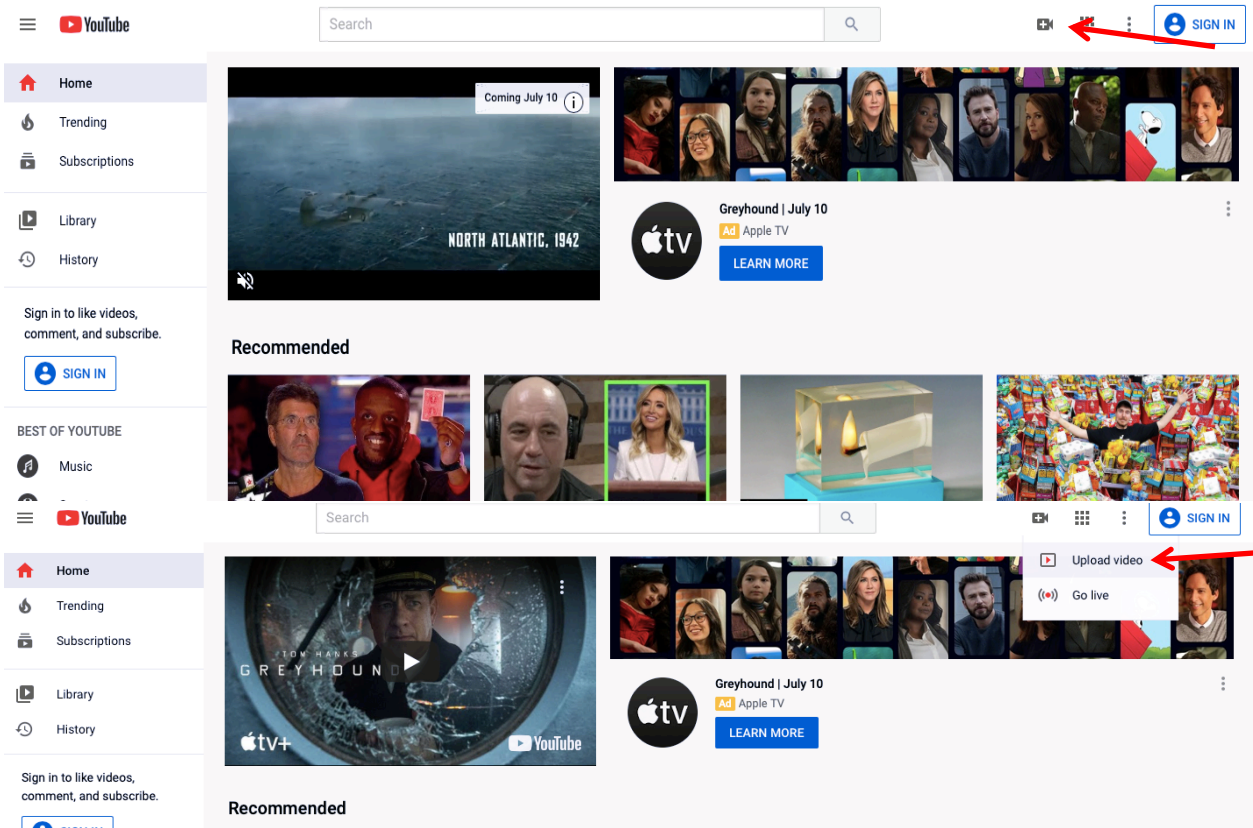
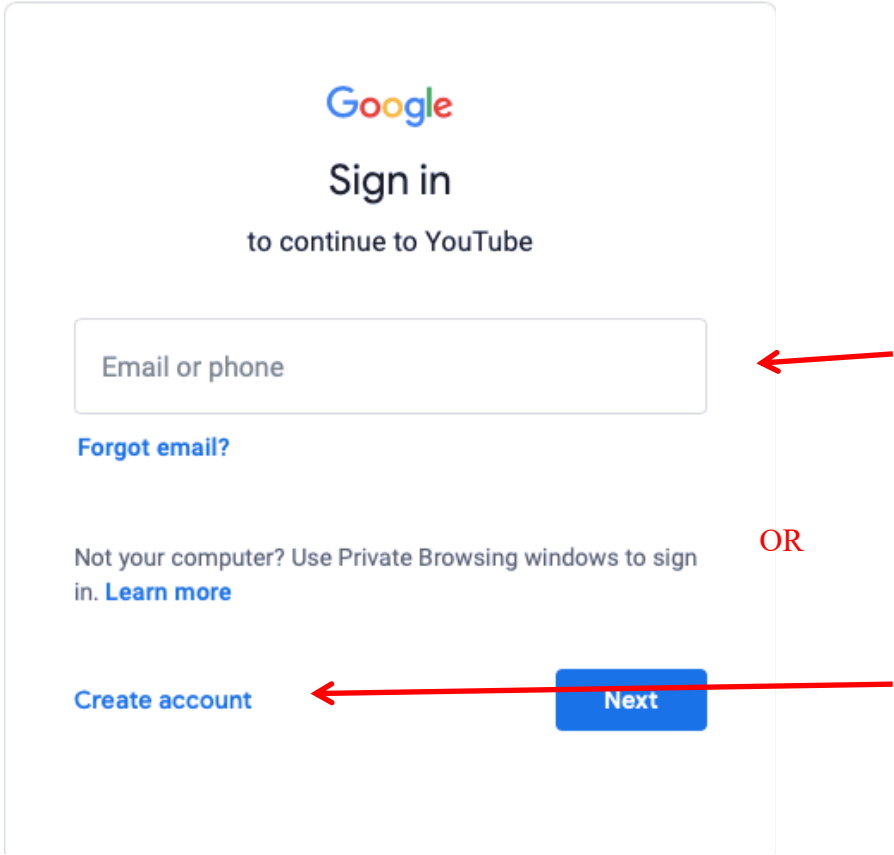


Uploading a Video to YouTube for the 2020 Virtual Sale

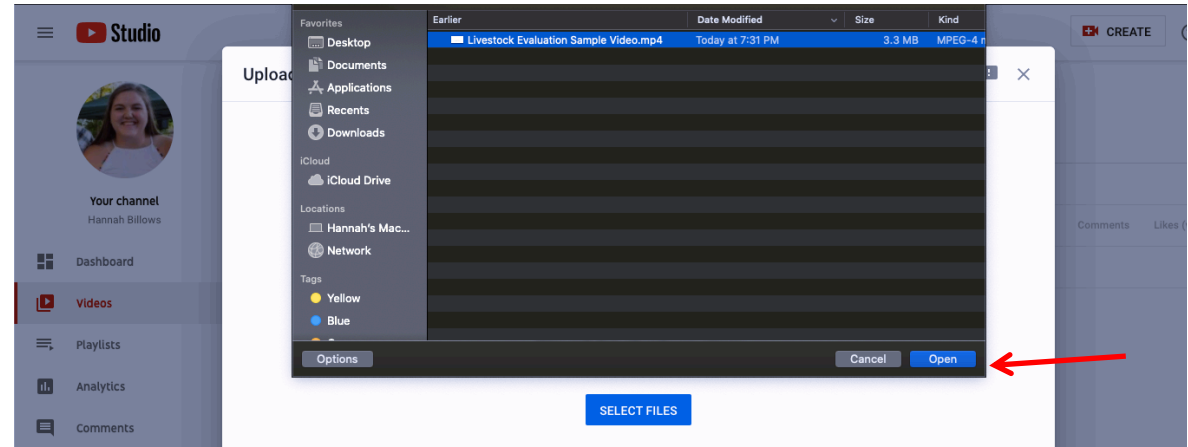
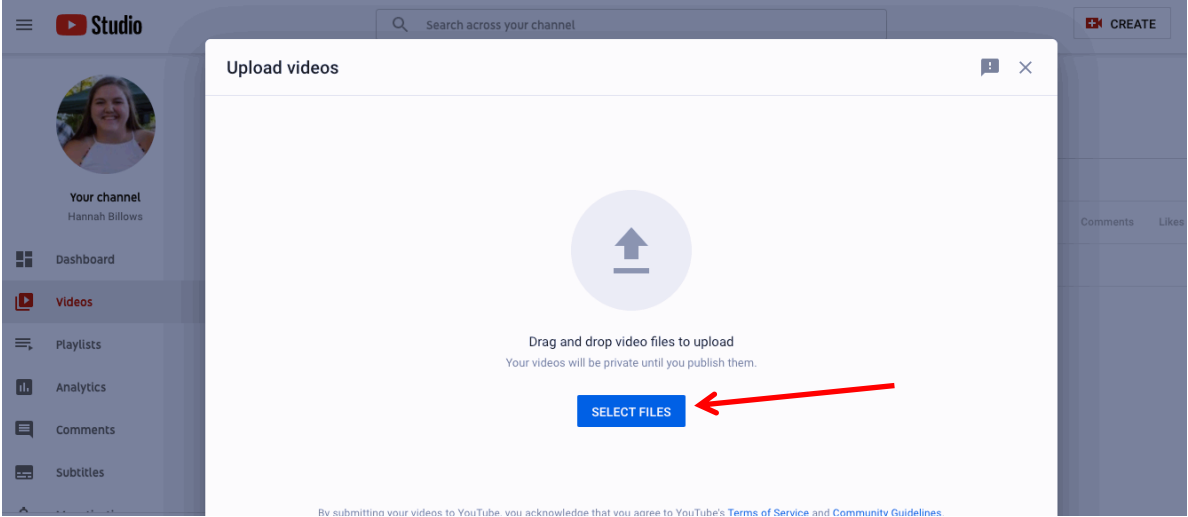
Step 1: On www.youtube.com, select the video camera icon in the upper right-hand corner, then select upload video.



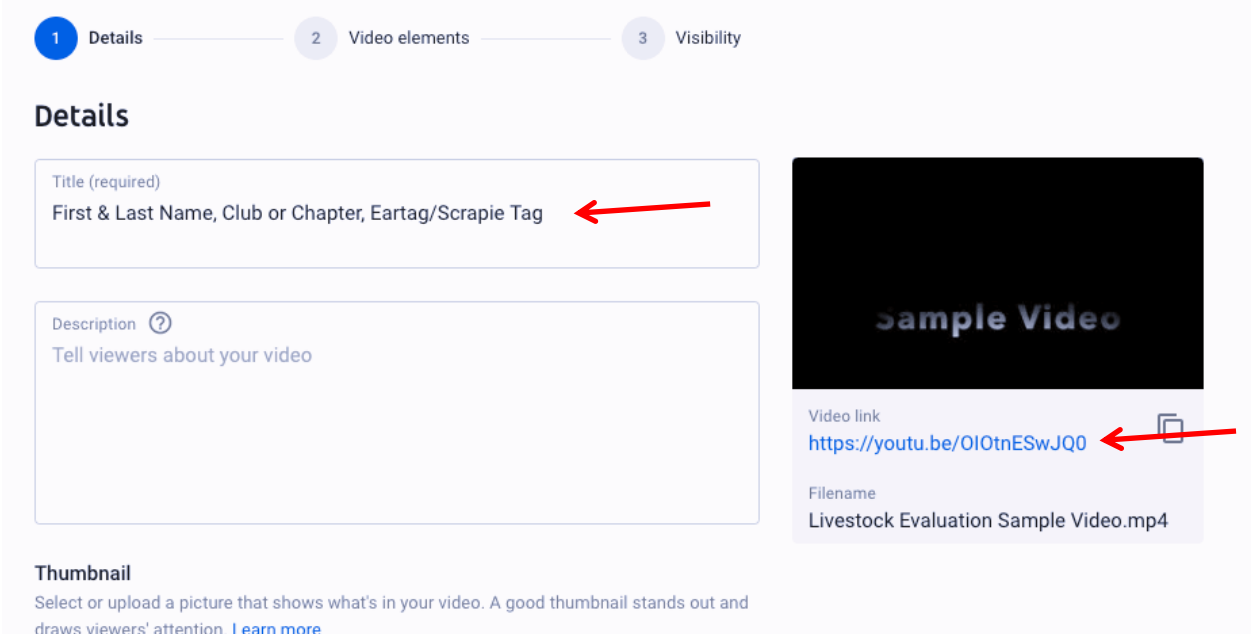
Step 2: If not already signed in, you will be asked to sign in. If you do not have a google account, you will need to set one up. Google accounts are free. If you are already signed in, please go to step 3



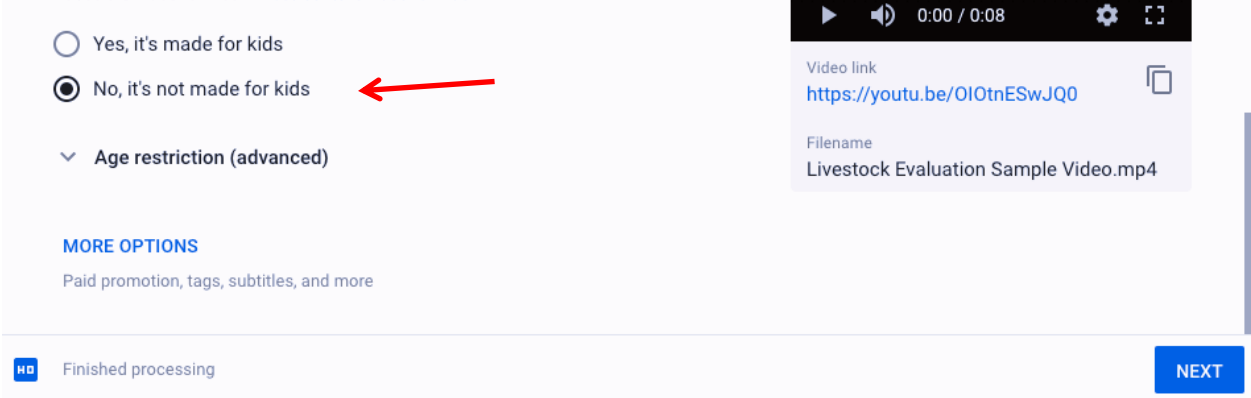
Step 3: Click “Select Files” and then select the video file saved on your device.



Step 4: Name Video Using the format “First Name Last Name, Club or Chapter, Eartag Number”. For Sheep & Goats, use the Scrapies number. There will be a link provided on the side column, please save this link and submit once video has finished uploading



Step 5: Select “No, it’s not made for kids”, then select “Next”



Step 6: Select “Next” again

First & Last Name, Club or Chapter, Eartag/Scrapie Tag

Saved as draft

Details

2 Video elements

3 Visibility

Video elements

Use cards and an end screen to show viewers related videos, websites, and calls to action. [Learn more](#)

Add an end screen

Promote related content at the end of your video

IMPORT FROM VIDEO

ADD

Add cards

Promote related content during your video

ADD

HD

Finished processing

BACKNEXT



Step 7: Select “Unlisted” or “Public”. DO NOT use “Private” as we will not be able to share that with the auction platform. An unlisted video is able to be viewed by anyone with the link, however it is not listed on the YouTube site or searchable by the general public. A public video is listed on the YouTube site and searchable by the general public. After selecting your visibility setting, click “Save”.

First & Last Name, Club or Chapter, Eartag/Scrapie Tag

Saved as draft

Details

2 Video elements

3 Visibility

Visibility

Choose when to publish and who can see your video

☒ Save or publish

Make your video public, unlisted, or private

☐ Private

Only you and people you choose can watch your video

☒ Unlisted

Anyone with the video link can watch your video

☐ Public

Everyone can watch your video

☐ Set as instant Premiere

Sample Video

0:00 / 0:08

First & Last Name, Club or Chapter, Eartag/Scrapie Tag

Video link

<https://youtu.be/Ol0tnESwJQ0>

☐ Schedule

HD

Finished processing

BACKSAVE

Step 8: If you see the screen window titled “Video Published”, your upload is complete. Please submit this link to the declaration of sale form. If you see the “video uploading screen” wait until it is 100% uploaded and the “Video processing screen” appears. After the video processing is complete, you can close the screen. If you need to find your video link again, please see below.

Video published

sample Video

0:09

First & Last Name, Club or Chapter, Eartag/Scrap...

Uploaded Jun 27, 2020

Share a link

<>

f

t

B

reddit

t

EmbedFacebookTwitterBloggerredditTumblr

Video link

<https://youtu.be/OIOtnESwJQ0>

CLOSE

Video uploading

Your video is still uploading. Keep this browser tab open until uploading completes. Your video will be **unlisted** once uploading and processing finishes.

First & Last Name, Club or Chapter, Eartag/Scrap...

6% uploaded

CLOSE

Video processing

The standard definition (SD) version of your video needs to finish processing before your video is **unlisted** on YouTube

First & Last Name, Club or Chapter, Eartag/Scrap...

Finished processing

CLOSE

The next box will appear after the video is 100% uploaded

Step 9: If you need to access your video link again, hover over the video and click on the three dots, then select “Get shareable link”. This will automatically copy the link and you can paste it into a word document or into the survey.

Channel videos

UploadsLive

Filter

Video

sample Video

0:09

⋮

Channel videos

UploadsLive

Filter

Video

sample Video

0:09

Edit title and description

Get shareable link

Promote

Download

Delete forever

For any questions or assistance with uploading your videos or accessing the link to it, please contact hannahbillows@csus.edu with a cc to entries@amadorcountyfair.com